



2013-14 Preventing the Abuse & Misuse Prescription Drugs Grantee Report

Cardinal Health Prescription Drug Abuse and Misuse Grant Program Hermanas Carmelitas Teresas De San Jose Inc.

September 2014

Produced By:

The Ohio State University
Community and Youth Collaborative Institute




TABLE OF CONTENTS

Overview & Purpose	3
Respondent Demographics	4
Part I—Youth Comprehensive Results	5

OVERVIEW & PURPOSE

This evaluation report provides survey results from the Cardinal Health Preventing the Abuse & Misuse of Prescription Drugs Grant Program. Specifically, all funded grants under this grant program were intended to:

- Increase awareness of the prescription drug abuse issue;
- Increase knowledge of how to reduce access to prescription drugs and/or proper disposal and the consequences/dangers of misusing or abusing prescription drugs; and
- Increase willingness to openly discuss the issue of prescription drug abuse (“spread the word”).

To measure the effectiveness of the grant program, each grantee under this grant program was given the responsibility of collecting survey responses. Responses could be collected from youth, university students, adult, and senior (60+) participants who participated in their grant program activities. This report synthesizes these responses for your particular grant in hopes that the data could be used to guide future program improvement efforts.

This evaluation report is broken into two sections. The first section provides an overview of respondent demographics, including the number of program activities, types of program activities, and demographics of respondents. The following section (parts I-IV) then provides more comprehensive results related to each of the primary program audiences – youth, university students, adults, and seniors. Please note that the response scale for items within the sections on youth and adults comprehensive results are based on a six-point scale, with 1=strongly disagree and 6=strongly agree, or 1=very unlikely and 6=very likely.

As you did not have any respondents for the 90 day follow-up survey, this section is not included in your report.

Together, the findings presented within this evaluation report will allow your program to determine areas of strength, as well as areas that might be targets for future improvement efforts.

For further information regarding your data evaluation report, or the Cardinal Health Prescription Drug Abuse and Misuse Grant Program surveys, please feel free to contact:

The Ohio State University
Community and Youth Collaborative Institute
1947 College Road
Columbus, OH 43210
Phone: (614) 292-6934
Fax: (614) 688-5578

RESPONDENT DEMOGRAPHICS

Respondent Demographics

Each grantee was given the responsibility of collecting survey responses from all adults and youth participating in their grant programs. 193 youth, 0 university students, 0 adults, and 0 seniors completed surveys for your site.

In relation to youth respondents, 52.8% of youth were male and 43.0% of youth were female. 4.1% did not respond. 69.9% of youth were Hispanic, 13.0% were Multi-racial, 4.1% were “other”, 2.1% were Caucasian, 1.6% were African American, 1.0% were Asian American, and 0.5% were Native American. 7.8% did not give a response. 2.0% of youth reported their age as 9-11, 29.5% reported being 12-14 and 66.3% reported being 15-18. 2.1% did not respond.

As you did not have any university student respondents, this section is not included in your report.

As you did not have any adult respondents, this section is not included in your report.

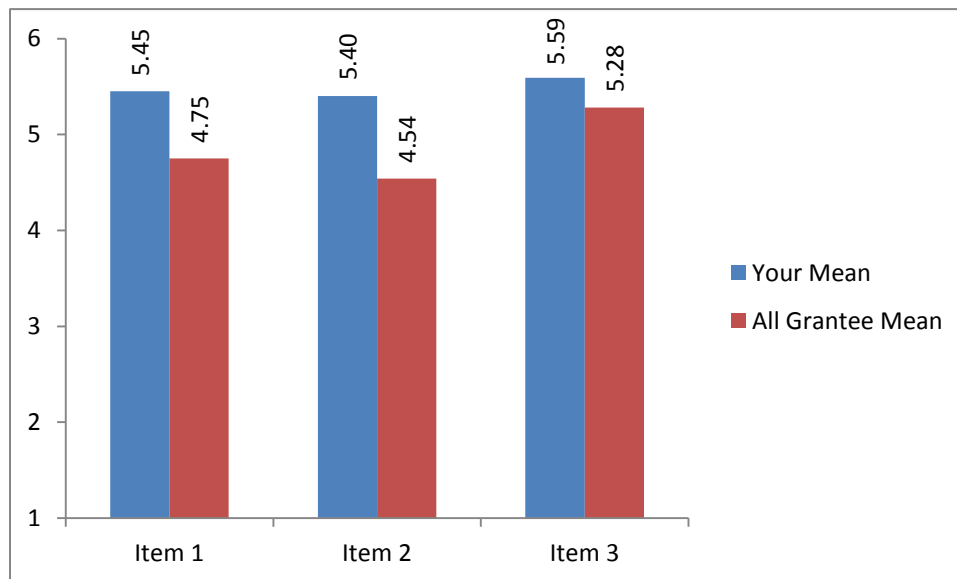
As you did not have any senior respondents, this section is not included in your report.

PART I— YOUTH COMPREHENSIVE RESULTS

As earlier stated, 193 youth responded to this survey for your site. The following page provides your site's results for each item included on the youth survey. Specifically, this survey was designed to determine if your grant program: a) Increased awareness of the prescription drug abuse issue, b) Increased knowledge of how to reduce access to prescription drugs and/or proper disposal and the consequences/dangers of misusing or abusing prescription drugs, and c) Increased willingness to openly discuss the issue of prescription drug abuse ("spread the word"). Please note that the average of all Cardinal Health grantees for this grant program is provided for comparison purposes.

Figure 1 includes all items related to participant satisfaction. Table 1 provides the percent agreement to each statement by participations related to participant satisfaction. Figure 2 includes all items related to the earlier mentioned three intended grant outcomes. Table 2 provides the percent agreement to each statement by participations related to grant outcomes.

Figure 1. Youth Item Means Related to Participant Satisfaction

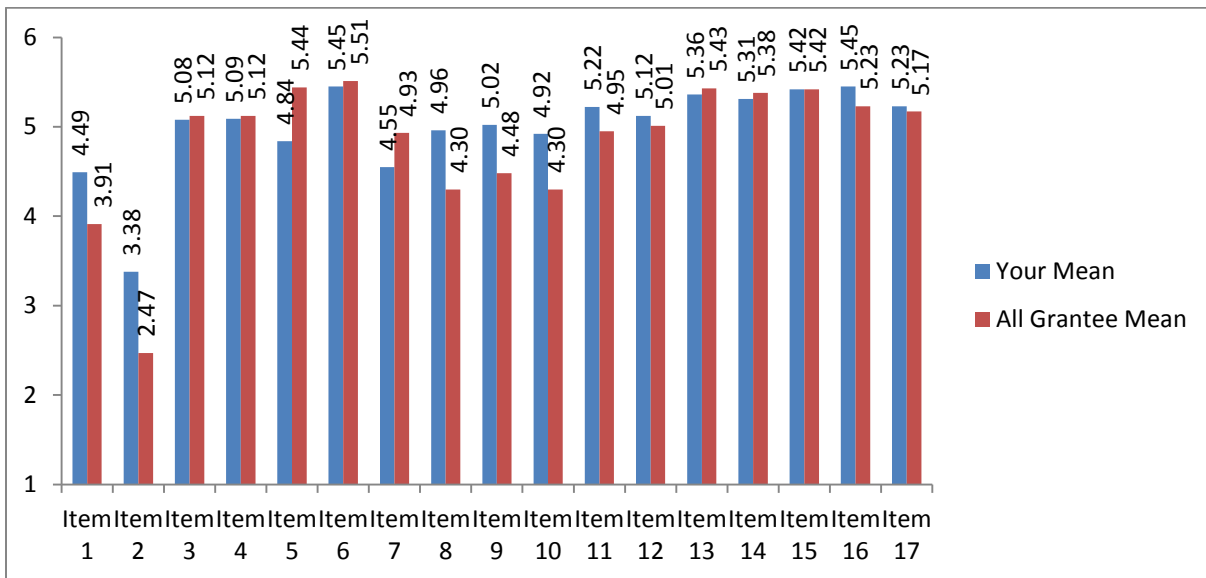


Item 1: Today's workshop/event was interesting.

Item 2: I would tell a friend to attend this workshop/event.

Item 3: The information presented in today's workshop/event was important.

Figure 2. Youth Item Means Related to Grant Outcomes



* Please note: Item 2 is reverse coded.

Item 1: Many youth my age are abusing prescription drugs.

Item 2: Prescription drugs are safer to abuse than illegal “street” drugs.

Item 3: I am more aware of the potential dangers of prescription drug abuse.

Item 4: I am more aware that some prescription drugs are addictive.

Item 5: I understand that abusing prescription drugs is illegal.

Item 6: I understand that using someone else’s prescription drugs may be harmful to my health.

Item 7: I know how to safely dispose prescription medications.

Item 8: I will talk about the dangers of prescription drug abuse with my friends, peers.

Item 9: I will talk about the dangers of prescription drug abuse with my family members.

Item 10: I will talk to my family members about how to properly store and dispose of prescription drugs.

Item 11: If I knew of someone who was misusing or abusing prescription drugs, I would notify an adult.

Item 12: I would know where to find help if I had an issue with misusing or abusing prescription drugs.

Item 13: I will not share my prescription drugs with others.

Item 14: I will not use prescription drugs that are not prescribed for me.

Item 15: I would feel comfortable saying “no” if offered a prescription drug not prescribed for me.

Item 16: I will properly store my prescription drugs.

Item 17: I will properly dispose of my prescription drugs.

Table 1. Youth Item Percent Agreement Related to Participant Satisfaction

ITEM	PERCENT AGREEMENT
Today's workshop/event was interesting.	93.7%
I would tell a friend to attend this workshop/event.	94.8%
The information presented in today's workshop/event was important.	95.3%

Table 2. Youth Item Percent Agreement Related to Grant Outcomes

ITEM	PERCENT AGREEMENT
Many youth my age are abusing prescription drugs.	80.8%
Prescription drugs are safer to abuse than illegal "street" drugs.	49.2%
I am more aware of the potential dangers of prescription drug abuse.	90.1%
I am more aware that some prescription drugs are addictive.	87.4%
I understand that abusing prescription drugs is illegal.	83.1%
I understand that using someone else's prescription drugs may be harmful to my health.	93.2%
I know how to properly get rid of prescription medications when I no longer need them.	84.2%
I will talk about the dangers of prescription drug abuse with my friends, peers.	89.6%
I will talk about the dangers of prescription drug abuse with my family members.	90.6%
I will talk to my family members about how to properly store and dispose of prescription drugs.	88.7%
If I knew of someone who was misusing or abusing prescription drugs, I would notify an adult.	92.0%
I would know where to find help if I had an issue with misusing or abusing prescription drugs.	95.2%
I will not share my prescription drugs with others.	92.0%
I will not use prescription drugs that are not prescribed for me.	93.5%
I would feel comfortable saying "no" if offered a prescription drug not prescribed for me.	94.6%
I will properly store my prescription drugs.	96.8%
I will properly dispose of my prescription drugs.	93.0%